



tyromotion

DIEGO[®] & DIEGO[®] VR

Bilaterally back to life

TYROTHERAPY
GET BETTER.
EVERY DAY.

DIEGO[®] IS ENGINEERED, DESIGNED,
AND MANUFACTURED IN AUSTRIA.

DIEGO®

Innovative patient engagement and intelligent weight relief enable therapy in a three-dimensional space. Whether proximal or distal training, DIEGO® purposefully supports the rehabilitation of natural motion, allows the handling of everyday objects to be relearned, and is usable by adults and children alike. DIEGO® is a one-stop technology for the upper extremities!

Why DIEGO®?


- Clinical guidelines recommend robot-assisted therapy for patients with medium to severe arm paresis.¹
- DIEGO® allows unilateral and bilateral therapy.
- The end effector enables flexible adaptation to the patient and free movement of the hands.
- Quick and easy setup maximizes therapy time.

						<input checked="" type="checkbox"/> ACTIVE
MODERATE SEVERE	UPPER BODY	PROXIMAL	SENSOR	ROBOTIC	GAMIFICATION	<input checked="" type="checkbox"/> PASSIVE
						<input checked="" type="checkbox"/> ASSISTIVE



Robot-assisted arm training improved the activities of daily life in persons after a stroke, as well as the function and muscular strength of the affected arm.

2 MEHRHOLZ, 2018



DIEGO® Therapy

- Short setup time
- Intelligent weight relief
- Objective assessments and reports
- Motivating therapy modes
- Uni- and bilateral training
- For children & adults
- Immersive VR option
- Visualization of therapy progress

DIEGO® IN PRACTICE

Natural movement range

DIEGO® allows active training at the patient's individual capacity in a three-dimensional space. Almost like training that doesn't feel like training.

Versatile usage options

DIEGO® can be used by adults and children alike. Besides screen-assisted therapy, activities of daily life can be practiced when facing away from the screen as well.

Virtual Reality

The patient is immersed in a virtual environment and can practice functional tasks. The use of virtual reality increases motivation, as well as commitment to intensive therapies.³



Four goals of
therapeutic
rehabilitation
with DIEGO®:



Improve upper extremity ROM




Increase upper extremity strength



ADL improvement



Improved proprioception



3

Components of TyroTherapy:



Intensity



Dose



Motivation

TYROTHERAPY UPPER EXTREMITY

TyroS

The TyroS software has been developed in close cooperation with therapists. This proprietary software is the heart of the Tyromotion technology and combines devices,

clinical expertise, and therapeutic games. The software is a sophisticated, therapeutic system that helps to challenge and encourage patients.

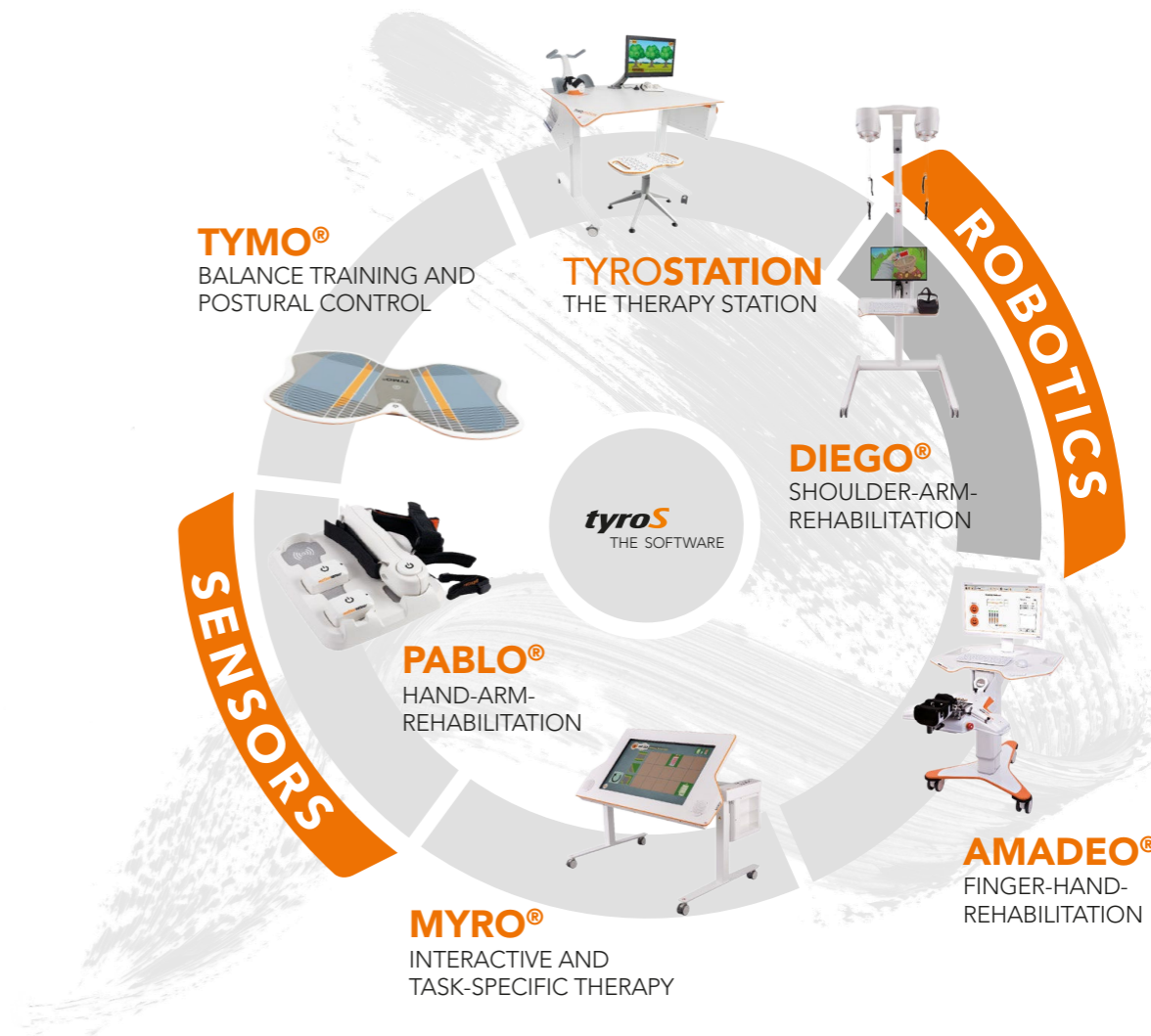
- Intuitive software to control all Tyromotion devices
- Comprehensive patient views across all devices
- Automatic compiling of reports for documentation
- Motor-learning principles and task-oriented training
- Motivating therapeutic gaming environment

¹ Rehabilitation von sensomotorischen Störungen, Leitlinie der Deutschen Gesellschaft für Neurologie, 2018

² Mehrholz J, Pohl M, Platz T, Kugler J, Elsner B. Electromechanical and robot-assisted arm training for improving activities of daily living, arm function, and arm muscle strength after stroke. *Cochrane Database of Systematic Reviews* 2018, Issue 9. Art. No.: CD006876.

"These conclusions and recommendations in Cochrane Reviews do not constitute an endorsement of this or any healthcare product or intervention."

³ Viñas-Diz S, Sobrido-Prieto M. Realidad virtual con fines terapéuticos en pacientes con ictus: revisión sistemática [Virtual reality for therapeutic purposes in stroke: A systematic review]. *Neurologia*. 2016;31(4):255-277. doi:10.1016/j.nrl.2015.06.012



tyromotion



TYROMOTION

Tyromotion GmbH
Bahnhofgürtel 59
8020 Graz, AUSTRIA

+43 316 908 909
office@tyromotion.com

www.tyromotion.com

08/20

EN